


# Spearing and Netting

MISI-ZAAGA'IGANING

# Boozhoo! Today's Agenda



- Welcome – Treaty Rights Celebration Week Overview
- Participant Roll Call
- 1837 Conservation Code Basics
- Harvesting Methods
- Mille Lacs Harvester update from the 2020 season.
- Brief FTC update – 2021
- 2021 Harvest Update – COVID restrictions will continue to be in place.
- Let's keep our harvesting traditions alive: Be a Mentor!
- Q and A: Following the presentation, we will have time for questions.



# Treaty Rights Virtual Celebration March 15-March 19, 2021

- Lots of fun stuff going on this week in honor and celebration of our 22<sup>nd</sup> Anniversary of the 1999 Supreme Court Case victory!
- **Zoom Participation Raffle:** Join our Harvester Zoom meetings to be entered. Up to 3 entries per person!
  - Next meeting: Thursday, March 18 from 11:30-12:30
  - Roll Call: Participants please provide your name and contact information in the chat to enter the raffle drawing for today. If you prefer to message Alyssa privately, please do so.
- **Youth and General Raffle:** Entry deadline is Thursday, March 18<sup>th</sup> at 5:00pm. Please contact Rosa Sam at 320-532-7439 or [Rosa.Sam2@millelacsband.com](mailto:Rosa.Sam2@millelacsband.com) to sign up.
- **Photo Raffle:** Entry deadline is Wednesday, March 17<sup>th</sup> at 5:00pm (today). Send photos of you or your family harvesting from this past year to be entered. Unlimited entries. Please contact Alyssa Welsh at 320-362-1514 or [Alyssa.Welsh@millelacsband.com](mailto:Alyssa.Welsh@millelacsband.com).
- **Virtual Treaty Rights Celebration:** Join us Friday, March 19<sup>th</sup> via Zoom to celebrate! We will draw all of our raffle contests beginning at 11:0am following a short presentation. Some prizes include: Traeger Grill set, Yeti cooler (2), Spearing/Netting packages, Fish cleaning package, Fish cooking package, Food preserving package, fishing trips on Mille Lacs (for youth) and more!

# 1837 Conservation Code Basics

The 1837 Conservation Code requires Mille Lacs Band members to acquire Harvesting Permits from the Band's Department of Natural Resources before they can hunt, fish and gather on Band and public lands within the 1837 ceded territory. In addition, it is required to have a form of ID on you while harvesting.

The 1837 Conservation Code can be found in Mille Lacs Band Statutes, Title 11, Chapter 5. As it relates specifically to Fish Harvesting Regulations, please refer to Subchapter 9 of the Conservation Code to find definitions, seasons, requirements, bag limits and regulations. Let's take a quick moment and look at the Title 11.

I encourage harvesters to review the 1837 Conservation Code. There is a lot of additional information and opportunities available to us that we will not cover today due to time constraints.

All of the 1837 signatory Band's follow the 1837 Conservation Code, and some, like us have additional laws they follow in regard to on-reservation harvesting. Over the years, this has caused confusion for some harvesters, and it is on my "to do list" to update the statutes to better align with the 1837 Conservation Code. Let's take a light dive into harvesting method requirements.

# First things, first.

- Zhakamodaw – If you have lost a loved one in the past year or it is your first time at sugar bush, it is recommended that you are spoon fed prior to going out. If you need to be spoon fed, please contact our Cultural Resource team at 320-532-7439.
- Biindaakoozh – make a tobacco offering.



# Harvest Methods - Gill Net

- The Band's DNR may issue gillnetting permits for: any lake in excess of 1,000 acres; Ogechie, Onamia or Shakopee Lakes; approximately five miles of the Rum River connecting these lakes: Grindstone, Eleven, Pine, Razor, South Stanchfield, Whitefish, and the 20 miles of the St. Croix downstream from the point where the river commences at the border between Minnesota and Wisconsin. There are provisions that can be found in the 1837 Conservation Code to further define. In general, during the spring GLIFWC meetings the Commissioner will declare all of the available lakes within the 1837 treaty area in Minnesota to allow harvesters the opportunity to harvest. Most often, those lakes do not attract harvesters from MLBO, but they are an option. If you have interest in harvesting from these lakes, please contact us at DNR.
- Gill net size requirements are as follows:
  - Must possess a netting permit.
  - Length: 100ft
  - Depth: 4ft
  - Bar Size: 1.75in
  - Shall be marked with two flags or floats, one at each end of the net. Flag (white, 10 inch square) must be two feet or more above the water.
  - Net shall have an identification tag. Tags can be picked up at main DNR office. Phone number: 320-532-7439.

# Gill Net Harvester Photos



# Harvest Methods – Spearing

- Spearing requirements:
  - "Spear" means a pole tipped with a minimum of three barbed tines which are a minimum of 4-1/2" long and each tine having a barb extending perpendicular which is greater than 1/8 inch.
  - Must possess a spearing permit.



# Spearing Harvester Photos



# Harvesting Methods – Open Water and Ice Fishing

- During [open](#) water season, there are numerous harvesting methods:
  - Netting, Spearing, Harpooning, Archery, Setlines, Bank Poles, hook and line.
- During [ice](#) season:
  - Hook and line, hole must be no larger than 12 inches in diameter.
  - Spearing, hole must be no larger than 24 by 36 inches.
- Depending on the method of harvest, there are varying line limits.
  - [Please refer to the 1837 Conservation Code for complete details.](#)
  - If you have additional questions, please contact DNR and we will assist you. 320-532-7439.

# Open Water and Ice Fishing Photos



# Northern are good too...

- For years, approximately 50,000 pounds of northern pike are allocated to the Band's.
- In 2020, 866 pounds of northern pike were harvested by Mille Lacs Band members.
- We encourage Tribal members to help recover the Mille Lacs walleye population by harvesting northern pike.
- There are many ways to prepare northern pike such as: canning, pickling, baking, soup, fish cakes, chowder, etc.
- If you are interested in learning how to clean or prepare northern pike, please give us a call: 320-532-7439.
- Pike tend to congregate in shallow waters. If you need guidance on potential locations to set nets for pike, let us know.
- There are fish consumption guidelines for pike available at the DNR office.

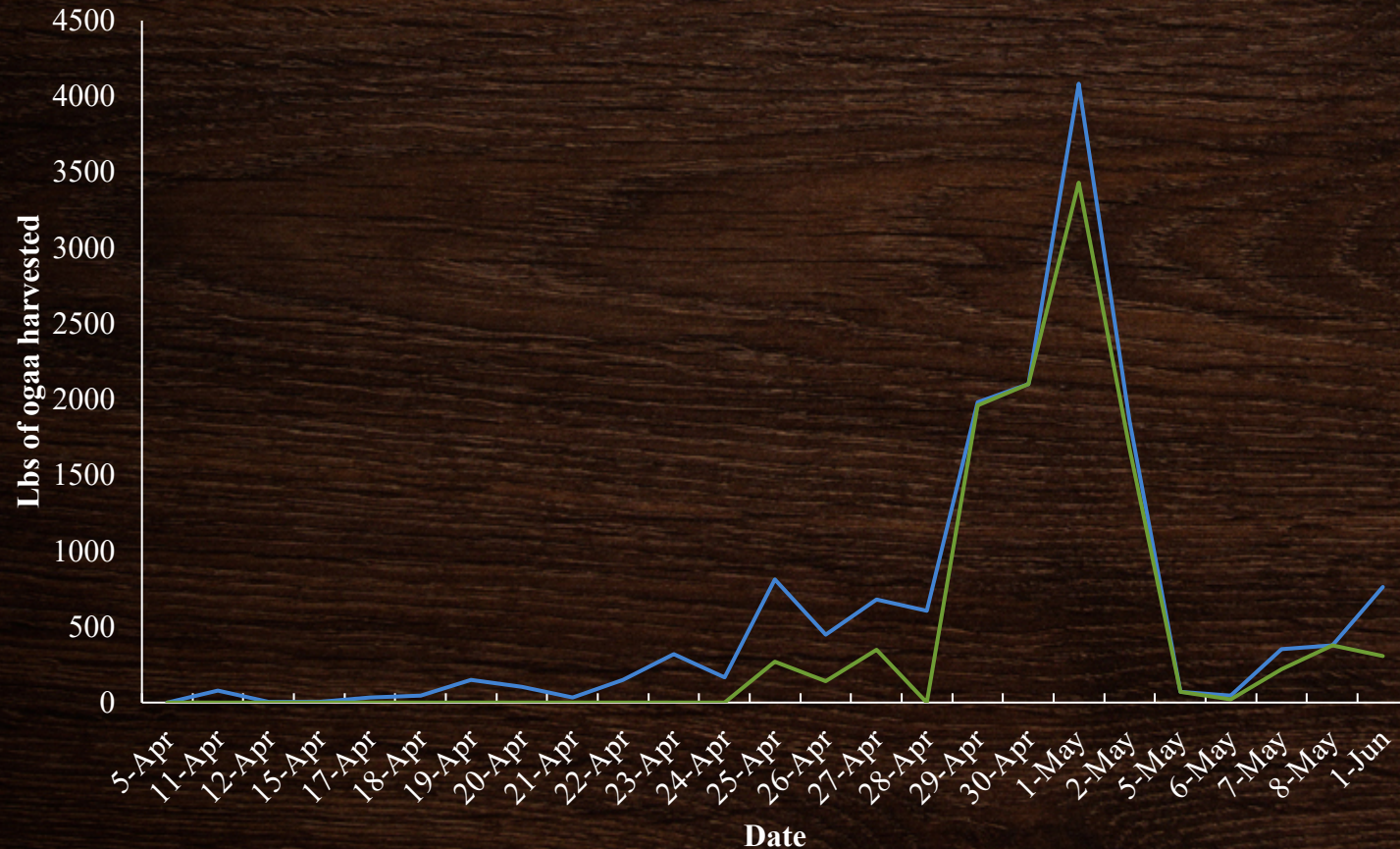


# 2020 Harvest Update Overview

- MLBO harvested 15,836 of 17,779 original allocated pounds in 2020.
- When compared to 2019 (same allocation), we had an increase of nearly 2,000 pounds of oгаа harvested in 2020. This includes spring and fall harvest combined.
- The total number of MLBO harvesters that exercised their treaty rights in 2020 season was the highest it has been since 2013, with a total of 154 harvesters. 2012 (225 harvesters) had the overall highest on record and represents harvest before the quota was reduced significantly.
- 11,040 pounds of oгаа were taken by net and 4,336 pounds of oгаа were taken by spear for the spring season. The remaining 460 pounds were taken during the fall season by both net and spear.
- Spearing harvest ran from April 5<sup>th</sup> to June 1<sup>st</sup>.
- Netting season ran from April 25<sup>th</sup> to May 8<sup>th</sup>.
- Initially spearing permits allowed 10 walleye per permit, but increased to 20 shortly into the season.

# 2020 Harvest Update Overview – cont.

- At peak gill net harvest 63% of the total walleye harvest was taken between April 29-May 2 (see diagram below).
- Ice out on Mille Lacs was April 26, 2020.

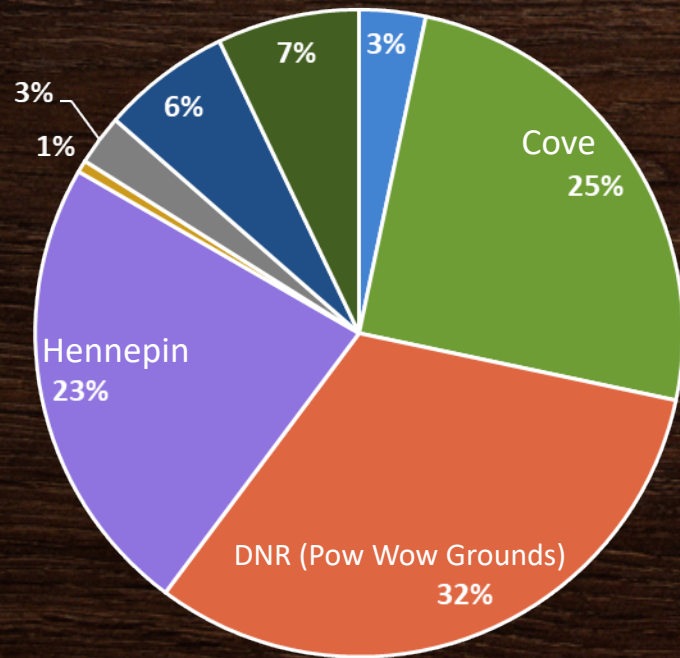


*Figure - Ziigwan (spring 2020) oga harvest by date (x-axis). Lbs of oga are on the y axis. The Blue line is the total amount (lbs) of oga taken with both net and spear. The green line is the amount of oga taken by gill net.*

# 2020 Harvester Update Overview – cont.

- In 2020, 80% of oгаа harvested came from three landings: DNR, Hennepin, and Cove. Wigwam was the 2<sup>nd</sup> most used (7%) and was followed by South Garrison (6%). This is similar to previous year landing usage data. North Garrison was reported unusable, so that landing was not utilized in 2020.

Oгаа Harvest 2020



Landing	Oгаа lbs
Cedar	523.6
Cove	3962.1
DNR	5048.4
Hennepin	3661.5
Indian Point	96.1
Liberty	398.5
South Garrison	1022.3
Wigwam	1124.1

■ Cedar 
 ■ Cove 
 ■ DNR 
 ■ Hennepin 
 ■ IndianPt 
 ■ Liberty 
 ■ SGarrison 
 ■ Wigwam

# 2021 FTC (Fisheries Technical Committee) Update

- As required by the protocols established by the 1999 Supreme Court Case Victory, the 1837 Band's, GLIFWC and the State of Minnesota work collaboratively to set safe allowable harvest levels for Mille Lacs Lake.
- You may notice Fond Du Lac has a higher allocation than the other tribes. This is because they have demonstrated a greater need to feed their communities and they are a Minnesota Tribe.
- After June 1<sup>st</sup> of every year, 50% of the remaining quota for all the Wisconsin Band's will transfer to Mille Lacs. The other portion is retained by the other Band's for a fall harvest.
- Most often our perch harvest is very minimal. MLBO and the State DNR are assessing the actual population of the yellow perch in Mille Lacs Lake. More information to come on this in years to come.

## Final Declaration for Open-Water Spearing and Netting in the Minnesota Ceded Territory for 2021

### Part I: Mille Lacs Lake - Walleye and Other Quota or Cap Species (in pounds)

Species	2021 Tribal Quota (Pounds)	Tribal Declaration									Total Pounds	Percent of Tribal Quota
		Bad River	Fond du Lac	Lac du Flambeau	Lac Courte Oreilles	Mille Lacs	Mole Lake	Red Cliff	St. Croix	Tribal Pool		
		Pounds	Pounds	Pounds	Pounds	Pounds	Pounds	Pounds	Pounds	Pounds		
Walleye	62,200	4,978	11,853	4,978	4,978	17,779	4,978	4,978	4,978	2,700	62,200	100.00%
Yellow Perch	135,000	6,000	2,000	14,000	5,714	40,000	14,000	10,000	10,000		101,714	75.34%
Northern Pike	50,000	3,200	4,000	3,200	3,200	27,500	2,500	3,200	3,200		50,000	100.00%



# 2021 Harvest Update

*COVID restrictions still in place, but some positive news to share:*

[Declaring a Landing](#) – Beginning this year, harvesters can declare a landing 7 days a week

(including Art Gahbow Day holiday). Harvesters must complete the Landing Declaration Form by

11:00am daily to allow DNR staff adequate time to notify GLIFWC/State. PLEASE be patient with us, as this is a new venture for the DNR team. How to declare:

Via Google Link (recommended method): [Mille Lacs Band of Ojibwe Declaration Form](#)

By phone: DNR Headquarters, D1: 320-532-7439

Steven Aubid, D2: Waiting on band cell phone number

Vanessa Gibbs, D3: Waiting on band cell phone number

**Please note:** You do NOT need to physically come to the DNR Headquarters to pick up your permit as they will be issued at landings. Once you declare a landing for **NETTING:** During harvesting season there will be DNR staff member from 5:30-7:30pm to distribute permits at said landing. You must pick up your netting permit within that time. Make sure you have your tribal ID handy. **SPEARING:** During harvesting season spearing permits will be issued (same as previous years) at declared landings beginning at 8:00pm.

# Conservation Officer Contacts

- It is a crime to harass Tribal harvesters. Please contact MLBO Conservation Officer's or Tribal PD for if you or someone you know is being harassed at landings.
  - Special Voigt Task Force meeting update.
- Note: IF you need to cancel your permit, it is your responsibility to contact any of the DNR Conservation Officers as soon as you are aware. Continued “no shows” to landings could hinder permits issued to you.
  - Jason Rice: 320-630-2619
  - Ashley Burton: 218-838-3379
  - Jeffery Schafer: 320-630-2463
  - Tribal Police Dispatch: 320-532-7490

# Fish Dump

Harvesters are asked to use the fish dump. If fish are left at locations other than the fish dump, it creates unpleasant work for others. The dump is off County Road 2 near Whitefish Lake. Side note: fish carcasses do make good garden fertilizer. Disclosure: You and your neighbors must be able to tolerate the stink, and attract hungry wildlife. Copies of the map to the dump will be provided at landings for those that need to verify the location. See map. Miigwech for your cooperation!



Let's keep our harvesting traditions alive: We all learned how to exercise our treaty rights from someone, so let's do our part and be a mentor to others.



Photo Submitted by Ashley Hanson.  
"First walleye I had ever speared and my dad looked at me and said, "That feeling you have right now is the feeling of sovereignty."



## Q and A

- We covered a lot of material today as it relates to treaty harvesting, if you have additional questions we encourage you to give us a call at 320-532-7439.
- As a reminder, raffle entry deadline is today for photo submissions and tomorrow for general and youth raffle. Friday's celebration begins at 11:00am.
- Miigwech for your time today!

# REMEMBER YOUR TRADITIONAL VALUES

Gwayakwaadiziwin (Honesty): To achieve honesty within yourself is to recognize who and what you are. Do this and you can be honest with all others.

Dabaadendiziwin (Humility): Humble yourself and recognize that no matter how much you think you know, you know very little.

Debwewiwin (Truth): To learn Truth, to live Truth, to walk Truth, and to speak Truth.

Nibwaakaawin (Wisdom): To have Wisdom is to know the difference between good and bad and to know the result of your actions.

Zaagi'idiwin (Love/Compassion): Unconditional love and compassion is to know that when people are weak, they need your love and compassion the most.

Manaadendamowin (Respect): Respect others, their beliefs. Respect yourself. When you practice respect, respect will be given back to you.

Aakode'ewin (Bravery/Courage): Have bravery and courage in doing things right even though it may hurt you physically and mentally.